



বিদ্যাসাগর বিশ্ববিদ্যালয়

VIDYASAGAR UNIVERSITY

M.Sc. Examinations 2020

Semester IV

Subject: APPLIED MATHEMATICS WITH OCEANOLOGY AND
COMPUTER PROGRAMMING

Paper: MTM 495 (Special Paper)
(Practical)

Full Marks: 25

Time: 3hrs.

Candidates are required to give their answers in their own words as far as practicable.

Paper / Unit : MTM-495A (Special Paper-OM: Lab.: Dynamical Meteorology)

Answer any One of the following questions

1.

Data set	Hygrometer	Dry bulb temperature, T_d (°C)	Wet bulb temperature, T_w (°C)
Set 1	Static	24.5	20.6
	Dynamic	25.0	21.1
Set 2	Static	25.5	21.5
	Dynamic	25.9	22.0
Set 3	Static	23.1	20.0
	Dynamic	24.0	21.0
Set 4	Static	24.6	21.2
	Dynamic	25.5	21.5
Set 5	Static	26.0	22.1
	Dynamic	25.8	21.9

Using the above data set, answer any

- Find the relative humidity of the above set of 5 data.
- Calculate the vapour pressure of the above set of 5 data.
- Calculate the saturation vapour pressure of the above set of 5 data.
- Find the dew point temperature by measuring dry bulb and wet bulb temperature of the above set of 5 data.



- e) Calculate the wind speed and wind direction of the above set of 5 data.
f) Find the mixing ratio of the air of the above set of 5 data.

2.

Data set	Hygrometer	Dry bulb temperature, T_d (°C)	Wet bulb temperature, T_w (°C)
Set 1	Static	30.0	26.8
	Dynamic	29.5	26.5
Set 2	Static	30.5	27.4
	Dynamic	31.1	28.0
Set 3	Static	31.6	28.5
	Dynamic	31.8	28.9
Set 4	Static	30.2	27.8
	Dynamic	30.9	28.3
Set 5	Static	31.0	28.7
	Dynamic	30.8	28.2

Using the above data set, answer any

- a) Find the relative humidity of the above set of 5 data.
b) Calculate the vapour pressure of the above set of 5 data.
c) Calculate the saturation vapour pressure of the above set of 5 data.
d) Find the dew point temperature by measuring dry bulb and wet bulb temperature of the above set of 5 data.
e) Calculate the wind speed and wind direction of the above set of 5 data.
f) Find the mixing ratio of the air of the above set of 5 data.

3.

Data set	Hygrometer	Dry bulb temperature, T_d (°C)	Wet bulb temperature, T_w (°C)
Set 1	Static	28.4	25.2
	Dynamic	29.0	26.2
Set 2	Static	29.5	26.6
	Dynamic	29.8	26.8
Set 3	Static	29.2	26.2
	Dynamic	30.0	26.9
Set 4	Static	29.4	26.1
	Dynamic	29.8	26.2
Set 5	Static	29.3	25.9
	Dynamic	28.8	25.6

Using the above data set, answer any

- a) Find the relative humidity of the above set of 5 data.
b) Calculate the vapour pressure of the above set of 5 data.
c) Calculate the saturation vapour pressure of the above set of 5 data.
d) Find the dew point temperature by measuring dry bulb and wet bulb temperature of the above set of 5 data.
e) Calculate the wind speed and wind direction of the above set of 5 data.
f) Find the mixing ratio of the air of the above set of 5 data.



4. Interpret the following surface station model:



5.

Data set	Hygrometer	Dry bulb temperature, T_d (°C)	Wet bulb temperature, T_w (°C)
Set 1	Static	33.0	29.6
	Dynamic	33.5	29.0
Set 2	Static	32.7	28.8
	Dynamic	33.1	29.1
Set 3	Static	33.8	29.5
	Dynamic	34.0	30.2
Set 4	Static	34.4	30.6
	Dynamic	34.9	31.7
Set 5	Static	34.3	29.9
	Dynamic	34.6	30.3

Using the above data set, answer any

- Find the relative humidity of the above set of 5 data.
- Calculate the vapour pressure of the above set of 5 data.
- Calculate the saturation vapour pressure of the above set of 5 data.
- Find the dew point temperature by measuring dry bulb and wet bulb temperature of the above set of 5 data.
- Calculate the wind speed and wind direction of the above set of 5 data.
- Find the mixing ratio of the air of the above set of 5 data.

6.

Data set	Hygrometer	Dry bulb temperature, T_d (°C)	Wet bulb temperature, T_w (°C)
Set 1	Static	30.2	27.4
	Dynamic	31.0	28.0
Set 2	Static	30.5	27.7
	Dynamic	30.7	27.3
Set 3	Static	29.6	26.9
	Dynamic	30.0	26.8
Set 4	Static	29.2	26.5
	Dynamic	29.8	26.8
Set 5	Static	28.9	25.8
	Dynamic	29.8	26.6

Using the above data set, answer any

- Find the relative humidity of the above set of 5 data.



- b) Calculate the vapour pressure of the above set of 5 data.
- c) Calculate the saturation vapour pressure of the above set of 5 data.
- d) Find the dew point temperature by measuring dry bulb and wet bulb temperature of the above set of 5 data.
- e) Calculate the wind speed and wind direction of the above set of 5 data.
- f) Find the mixing ratio of the air of the above set of 5 data.

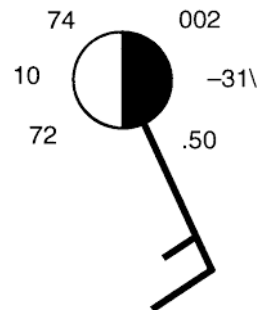
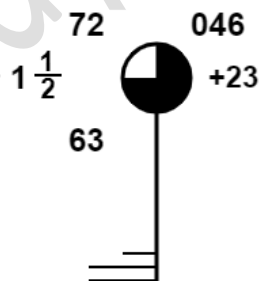
7.

Data set	Hygrometer	Dry bulb temperature, T_d (°C)	Wet bulb temperature, T_w (°C)
Set 1	Static	35.6	32.8
	Dynamic	36.0	33.2
Set 2	Static	35.7	32.8
	Dynamic	36.1	33.4
Set 3	Static	35.8	32.5
	Dynamic	36.4	33.2
Set 4	Static	35.4	33.6
	Dynamic	35.9	33.8
Set 5	Static	35.3	32.9
	Dynamic	35.5	32.6

Using the above data set, answer any

- a) Find the relative humidity of the above set of 5 data.
- b) Calculate the vapour pressure of the above set of 5 data.
- c) Calculate the saturation vapour pressure of the above set of 5 data.
- d) Find the dew point temperature by measuring dry bulb and wet bulb temperature of the above set of 5 data.
- e) Calculate the wind speed and wind direction of the above set of 5 data.
- f) Find the mixing ratio of the air of the above set of 5 data.

8. Interpret the following surface station model:



9.

Data set	Hygrometer	Dry bulb temperature, T_d (°C)	Wet bulb temperature, T_w (°C)
Set 1	Static	26.2	22.5
	Dynamic	26.8	23.1
Set 2	Static	25.5	21.6



	Dynamic	25.9	22.0
Set 3	Static	26.1	22.7
	Dynamic	26.9	23.0
Set 4	Static	25.6	22.4
	Dynamic	26.3	22.8
Set 5	Static	26.0	22.6
	Dynamic	26.4	23.3

Using the above data set, answer any

- Find the relative humidity of the above set of 5 data.
- Calculate the vapour pressure of the above set of 5 data.
- Calculate the saturation vapour pressure of the above set of 5 data.
- Find the dew point temperature by measuring dry bulb and wet bulb temperature of the above set of 5 data.
- Calculate the wind speed and wind direction of the above set of 5 data.
- Find the mixing ratio of the air of the above set of 5 data.

10.

Data set	Hygrometer	Dry bulb temperature, T_d (°C)	Wet bulb temperature, T_w (°C)
Set 1	Static	31.0	28.7
	Dynamic	32.2	29.4
Set 2	Static	32.4	29.2
	Dynamic	32.8	29.6
Set 3	Static	32.1	29.0
	Dynamic	33.0	31.7
Set 4	Static	32.6	29.1
	Dynamic	33.2	29.5
Set 5	Static	31.8	28.1
	Dynamic	32.5	28.9

Using the above data set, answer any

- Find the relative humidity of the above set of 5 data.
- Calculate the vapour pressure of the above set of 5 data.
- Calculate the saturation vapour pressure of the above set of 5 data.
- Find the dew point temperature by measuring dry bulb and wet bulb temperature of the above set of 5 data.
- Calculate the wind speed and wind direction of the above set of 5 data.
- Find the mixing ratio of the air of the above set of 5 data.

11.

Data set	Hygrometer	Dry bulb temperature, T_d (°C)	Wet bulb temperature, T_w (°C)
Set 1	Static	27.2	24.2
	Dynamic	27.8	25.1
Set 2	Static	26.5	23.5
	Dynamic	26.9	24.0
Set 3	Static	26.1	22.6
	Dynamic	27.0	24.0

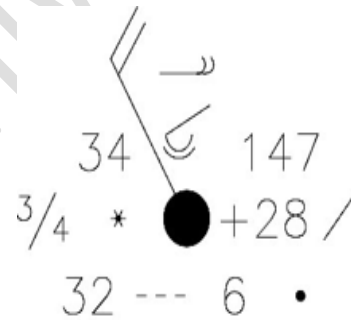
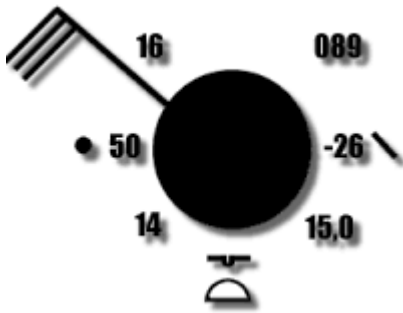


Set 4	Static	25.6	23.2
	Dynamic	26.3	22.5
Set 5	Static	26.0	22.6
	Dynamic	27.1	23.7

Using the above data set, answer any

- Find the relative humidity of the above set of 5 data.
- Calculate the vapour pressure of the above set of 5 data.
- Calculate the saturation vapour pressure of the above set of 5 data.
- Find the dew point temperature by measuring dry bulb and wet bulb temperature of the above set of 5 data.
- Calculate the wind speed and wind direction of the above set of 5 data.
- Find the mixing ratio of the air of the above set of 5 data.

12. Interpret the following surface station model:





Paper / Unit : MTM-495B (Special Paper-OR: Lab. OR methods using MATLAB and LINGO)

Answer any One of the following questions

Q1 a) Write an algorithm and program in LINGO or MATLAB to solve the following LPP using Simplex method.

$$\begin{aligned} \text{Max } z &= 3x_1 + 4x_2 \\ \text{Subject to, } x_1 + x_2 &\leq 10 \\ 2x_1 + 3x_2 &\leq 18 \\ x_1 &\leq 8 \\ x_2 &\leq 6 \\ x_1, x_2 &\geq 0 \end{aligned}$$

b) Write an algorithm and program in LINGO or MATLAB to solve the following LPP using Revised Simplex Method.

$$\begin{aligned} \text{Max } z &= 3x_1 + 5x_2 \\ \text{Subject to, } x_1 &\leq 4 \\ x_2 &\leq 6 \\ 3x_1 + 2x_2 &\leq 18 \\ x_1, x_2 &\geq 0 \end{aligned}$$

Q2 a) Write an algorithm and program in LINGO or MATLAB to solve the following QPP using Wolfe's modified simplex method.

$$\begin{aligned} \text{Max } z &= 2x_1 + x_2 - x_1^2 \\ \text{Subject to, } 2x_1 + 3x_2 &\leq 6 \\ 2x_1 + x_2 &\leq 4 \\ x_1, x_2 &\geq 0 \end{aligned}$$

b) Write an algorithm and program in LINGO or MATLAB to solve the following Queuing problem.

A telephone exchange has two long distance operators. The telephone company finds that, during the peak load long distance all arrive in a Poisson fashion at an average rate of 15 per hour. The length of service on this call is approximately exponentially distributed with mean length 5 minutes.

- (i) What is the probability that a subscriber will have to wait for this long distance call during the peak hours of the day?
- (ii) If the subscriber waits and are serviced in turn, what is the expected waiting time.

Q3 a) Write an algorithm and program in LINGO or MATLAB to solve the following Geometric Programming Problem.

$$\text{Minimize } f(x) = 5x_1x_2^{-1}x_3^2 + x_1^{-2}x_2^{-1} + 10x_2^2 + 2x_1^{-1}x_2x_3^{-2}$$

b) Write an algorithm and program in LINGO or MATLAB to find the Nash equilibrium strategy and Nash equilibrium outcome of the following bi-matrix game.

$$\mathbf{A} = \begin{bmatrix} 1 & 0 \\ 2 & -1 \end{bmatrix} \quad \mathbf{B} = \begin{bmatrix} 2 & 3 \\ 1 & 0 \end{bmatrix}$$



Q4 a) Write an algorithm and program in LINGO or MATLAB to solve the following Queuing problem.

In a car wash service facility information gather indicates that cars arrive for service according to a Poisson distribution with mean 5 per hour. The time for washing and cleaning for each car varies but is found to follow an exponential distribution with mean 10 minutes per car. The facility cannot handle more than one car at a time and has a total of 5 parking spaces. If the parking spot is full, newly arriving cars balk to 6 services elsewhere.

- (i) How many customers the manager of the facility is losing due to the limited parking spaces?
- (ii) What is the expected waiting time until a car is washed?

b) Write an algorithm and program in LINGO or MATLAB to solve the following problem on Inventory.

The demand for an item is deterministic and constant over time and is equal to 600 units per year. The unit cost of the item is Rs. 50.00 while the cost of placing an order is Rs. 100.00. The inventory carrying cost is 20% of the item and the shortage cost per month is Rs. 1. Find the optimal ordering quantity. If shortages are not allowed, what would be the loss of the company?

Q5 a) Write an algorithm and program in LINGO or MATLAB to solve the following Stochastic Programming Problem.

A manufacturing firm produces two machines parts using lathes, milling machines and grinding machines. The machining times available per week on different machines and the machining times required on different machines for each part are given below. Assuming that the profit per unit of each of the machine parts I and II is a normally distributed random variable, find the number of machine parts to be manufactured per week to maximize the profit. The mean value and standard deviation of profit are Rs. 50 and 20 per unit for part I and Rs. 100 and 50 per unit for part II.

Type of Machine	Machining time required per piece (minutes)		Maximum time available per week (minutes)
	Part I	Part II	
Lathes	$a_{11} = 10$	$a_{12} = 5$	$b_1 = 2500$
Milling Machines	$a_{21} = 4$	$a_{22} = 10$	$b_2 = 2000$
Grinding Machines	$a_{31} = 1$	$a_{32} = 1.5$	$b_3 = 450$

b) Write an algorithm and program in LINGO or MATLAB to solve the following LPP using Revised Simplex Method.

$$\text{Max } z = x_1 + x_2$$

$$\text{Subject to, } 3x_1 + 2x_2 \leq 6$$



$$x_1 + 4x_2 \leq 4$$

$$x_1, x_2 \geq 0$$

Q6 a) Write an algorithm and program in LINGO or MATLAB to solve the following Geometric Programming Problem.

$$\text{Minimize } f(x) = 7x_1x_2^{-1} + 7x_2x_3^{-2} + 5x_1^{-3}x_2x_3 + x_1x_2x_3$$

b) Write an algorithm and program in LINGO or MATLAB to solve the following problem on Inventory.

An engineering factory consumes 5000 units of a component per year. The ordering, receiving and handling cost are Rs.300 per order while trucking cost is Rs.1200 per order, internet cost Rs. 0.06 per unit per year, deterioration and obsolescence cost Rs 0.004 per year and storage cost Rs. 1000 per year for 5000 units. Calculate the economic order quantity and minimum average cost.

Q7 a) Write an algorithm and program in LINGO or MATLAB to find the Nash equilibrium strategy and Nash equilibrium outcome of the following bi-matrix game.

$$\mathbf{A} = \begin{bmatrix} 1 & 0 \\ 2 & -1 \end{bmatrix} \quad \mathbf{B} = \begin{bmatrix} 3 & 2 \\ 0 & 1 \end{bmatrix}$$

b) Write an algorithm and program in LINGO or MATLAB to solve the following Stochastic Programming Problem.

A manufacturing firm produces two machines parts using lathes, milling machines and grinding machines. The machining times available per week on different machines and the profit on machine part are given below. The machining times required on different machines for each part are not known precisely (as they vary from worker to worker) but are known to follow normal distribution with mean and standard deviations as indicated in the following table.

Type of Machine	Machining time required per unit(minutes)				Maximum time available per week (minutes)
	Part I		Part II		
	Mean	Standard deviation	Mean	Standard deviation	
Lathes	$\bar{a}_{11} = 10$	$\sigma_{a11} = 6$	$\bar{a}_{12} = 4$	$\sigma_{a12} = 4$	$b_1 = 2500$
Milling machines	$\bar{a}_{21} = 4$	$\sigma_{a21} = 6$	$\bar{a}_{22} = 10$	$\sigma_{a22} = 7$	$b_2 = 2000$
Grinding machine	$\bar{a}_{31} = 1$	$\sigma_{a31} = 2$	$\bar{a}_{32} = 1.5$	$\sigma_{a31} = 3$	$b_3 = 450$
Profit per unit (Rs)	$c_1 = 50$		$c_2 = 100$		

Determine the number of machine parts I and II to be manufactured per week to maximize the profit without exceeding the available machining times more than once in 100 weeks.

Q8 a) Write an algorithm and program in LINGO or MATLAB to solve the following LPP using Simplex method.

$$\text{Max } z = 2x_1 + 3x_2 - x_3$$

$$\text{Subject to, } 2x_1 + 5x_2 - x_3 \leq 5$$

$$x_1 + x_2 + 2x_3 = 6$$



$$2x_1 - x_2 + 3x_3 = 7$$

$$x_1, x_2 \geq 0$$

b) Write an algorithm and program in LINGO or MATLAB to solve the following LPP using Revised Simplex Method.

$$\begin{aligned} \text{Min } z &= x_1 + x_2 \\ \text{Subject to, } x_1 + 2x_2 &\geq 7 \\ 4x_1 + x_2 &\geq 6 \\ x_1, x_2 &\geq 0 \end{aligned}$$

Q9 a) Write an algorithm and program in LINGO or MATLAB to solve the following Geometric Programming Problem.

$$\text{Minimize } f(x) = 5x_1x_2^{-1} + 2x_1^{-1}x_2 + 5x_1 + x_2^{-1}$$

b) Write an algorithm and program in LINGO or MATLAB to find the Nash equilibrium strategy and Nash equilibrium outcome of the following bi-matrix game.

$$\mathbf{A} = \begin{bmatrix} 8 & 0 \\ 30 & 2 \end{bmatrix} \quad \mathbf{B} = \begin{bmatrix} 8 & 30 \\ 0 & 2 \end{bmatrix}$$

Q10 a) Write an algorithm and program in LINGO or MATLAB to solve the following Stochastic Programming Problem.

A manufacturing firm produces two machines parts using lathes, milling machines and grinding machines. The machining times required on different machines for each part and the profits on machine part are given below. If the machining times available on different machines are probabilistic (normally distributed) with parameters as given in the following table, find the number of machine parts I and II to be manufactured per week to maximize the profit. The constraint has to be satisfied with a probability of at least 0.99.

Type of Machine	Machining time required per piece (minutes)		Maximum time available per week (minutes)	
	Part I	Part II	Mean	Standard deviation
Lathes	$a_{11} = 10$	$a_{12} = 5$	$b_1 = 2500$	$\sigma_{b1} = 500$
Milling Machines	$a_{21} = 4$	$a_{22} = 10$	$b_2 = 2000$	$\sigma_{b2} = 400$
Grinding Machines	$a_{31} = 1$	$a_{32} = 1.5$	$b_3 = 450$	$\sigma_{b3} = 50$
Profit per unit(Rs)	$c_1 = 50$		$c_2 = 100$	

b) Write an algorithm and program in LINGO or MATLAB to solve the following LPP using Simplex method.

$$\begin{aligned} \text{Max } z &= 5x_1 - x_2 + 3x_3 \\ \text{Subject to, } 2x_1 + 2x_2 - x_3 &\geq 2 \\ 3x_1 - 4x_2 &\leq 3 \end{aligned}$$



$$x_2 + 3x_3 \leq 5$$

$$x_1, x_2 \geq 0$$

Q11 a) Write an algorithm and program in LINGO or MATLAB to solve the following LPP using Revised Simplex Method.

$$\text{Max } z = 10x_1 + 9x_2$$

$$\text{Subject to, } 8x_1 + 15x_2 \geq 10$$

$$10x_1 + 6x_2 \leq 10$$

$$6x_1 + 24x_2 \leq 12$$

$$x_1, x_2 \geq 0$$

b) Write an algorithm and program in LINGO or MATLAB to solve the following QPP using Wolfe's modified simplex method.

$$\text{Max } z = 18x_1 + 3x_2 - 0.001x_1^2 - 0.005x_2^2 - 100$$

$$\text{Subject to, } 2x_1 + 3x_2 \leq 2500$$

$$x_1 + 2x_2 \leq 1500$$

$$x_1, x_2 \geq 0$$

Q12 a) Write an algorithm and program in LINGO or MATLAB to solve the following Geometric Programming Problem.

$$\text{Minimize } f(x) = 2x_1 + 4x_2 + 10x_1^{-1}x_2^{-1}$$

b) Write an algorithm and program in LINGO or MATLAB to solve the following problem of Inventory.

The demand for an item in a company is 18000 units per year. The company can produce the item at a rate of 3000 per month. The cost of one set-up is Rs. 500 and the holding cost of one unit per month is Rs. 0.15. The shortage cost of one unit is Rs. 20 per month. Determine the optimum manufacturing quantity. Also determine the manufacturing time and the time between setup.