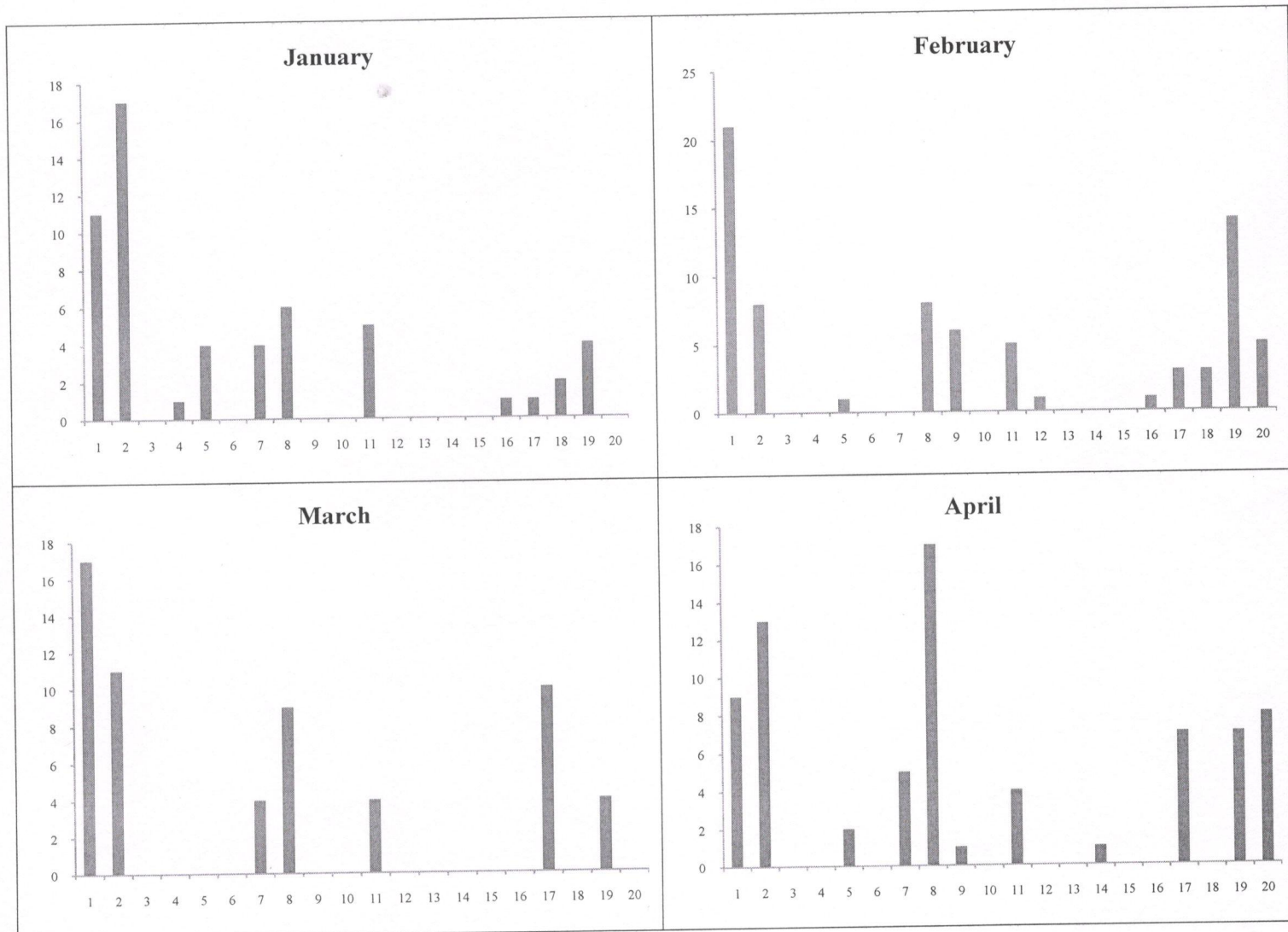


## Monthly working report of the instruments for the year-2018



X-Axis: Name of the instrument

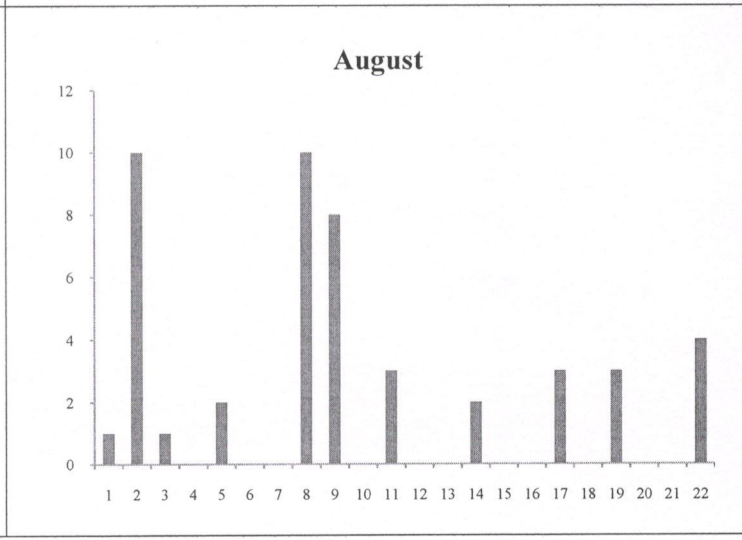
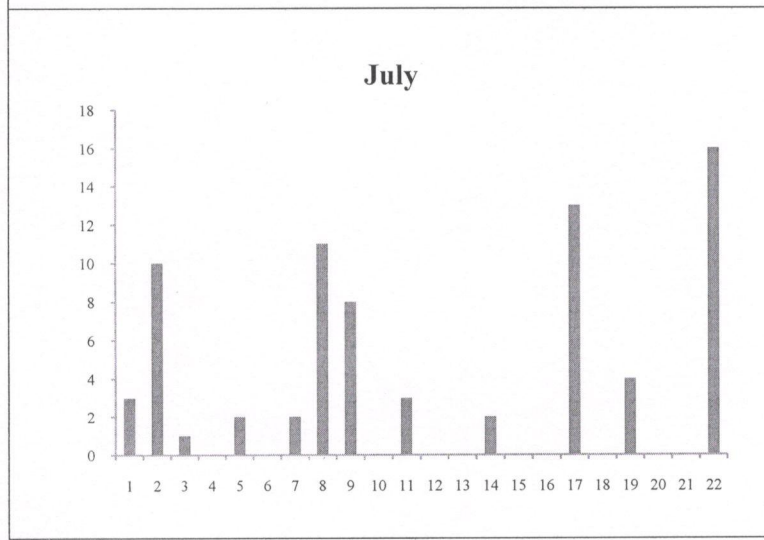
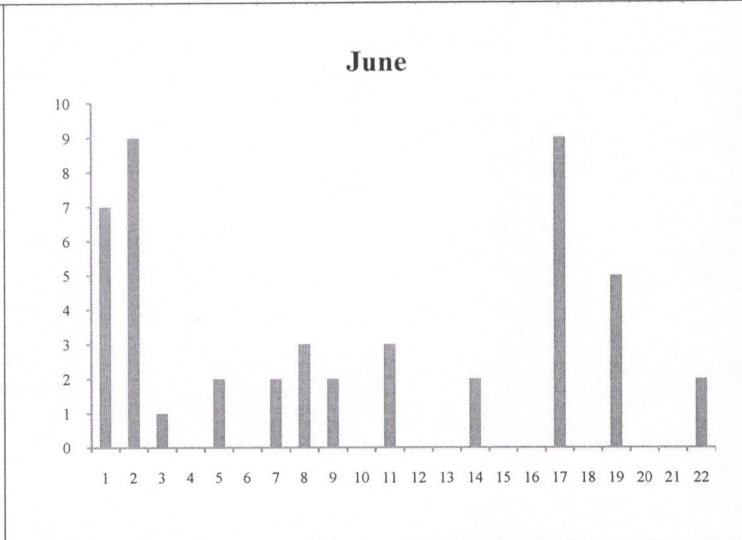
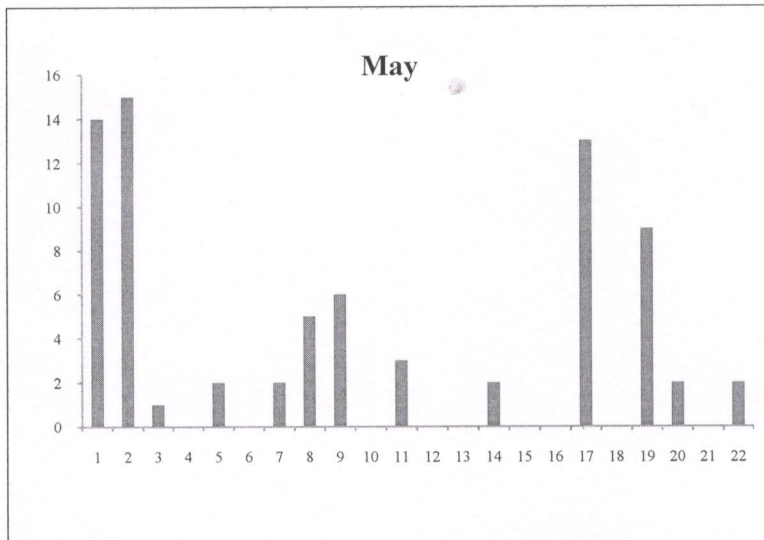
Y-Axis: Number of users

1. Fluorescence Spectrophotometer, (Hitachi, F-7000)
2. Polarizing Microscope, (Nikon Eclipse LV100 POL)
3. Gel Doc XR system PC version, (BIO-RAD, Universal)
4. Leica RM Semi-Motorized Microtome, (RM 2245)
5. High Performance Liquid Chromatography (HPLC), Agilent
6. Atomic Absorption Spectrophotometer (AAS), Model: AA-7000 Shimadzu.
7. Leica cryo- microtome, Model: CM-1850
8. Leica DM 3000 Compound microscope, Model: DM 3000
9. Perkin spectrum two FTIR system, Model: Spectrum two
10. Malvern nano particle size, zeta potential analyzer, Model: ZS90
11. Shimadzu UV-VIS-NIR Spectrophotometer, Model: 3600
12. Step one Plus 96WELL RTPCR system
13. AO+ size (42 inches) wide format color scanner

14. ELISA Plate Reader (Robonik), Model: Readwell touch
15. Water Quality Analyzer (Thermo Scientific)
16. Ground Penetrating Rader (GPR)
17. Polymerase Chain Reaction (PCR).
18. Leaf Area Index (LAI) meter
19. Time Correlated Single Photon Counting (TCSPC)
20. Gas Chromatography Mass Spectrometer (GC-MS)

Prof. Ajay Kumar Misra  
Director, USIC  
VIDYASAGAR UNIVERSITY  
Midnapore-721102, W.B.

## Monthly working report of the instruments for the year-2018



X-Axis: Name of the instrument

Y-Axis: Number of users

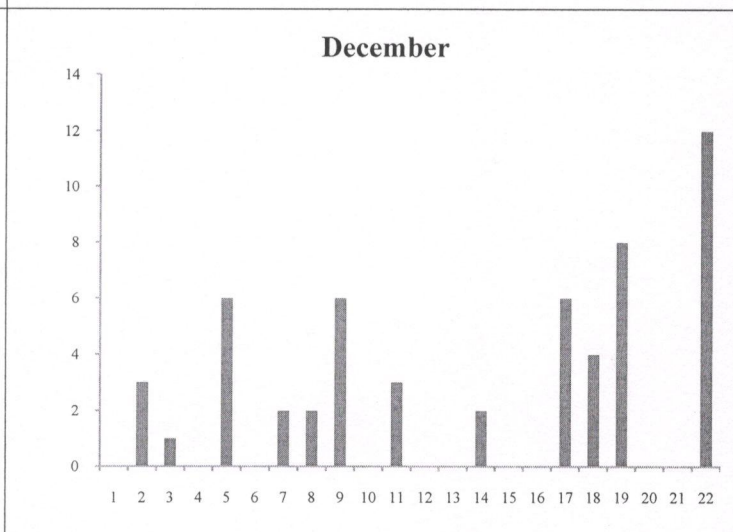
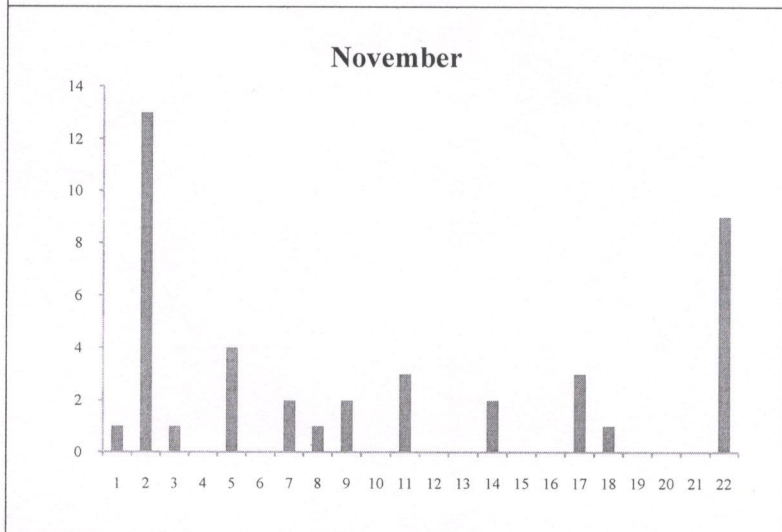
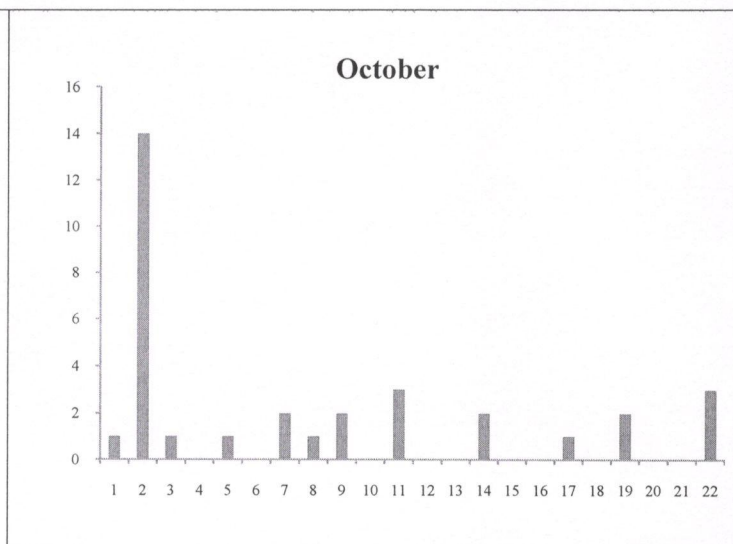
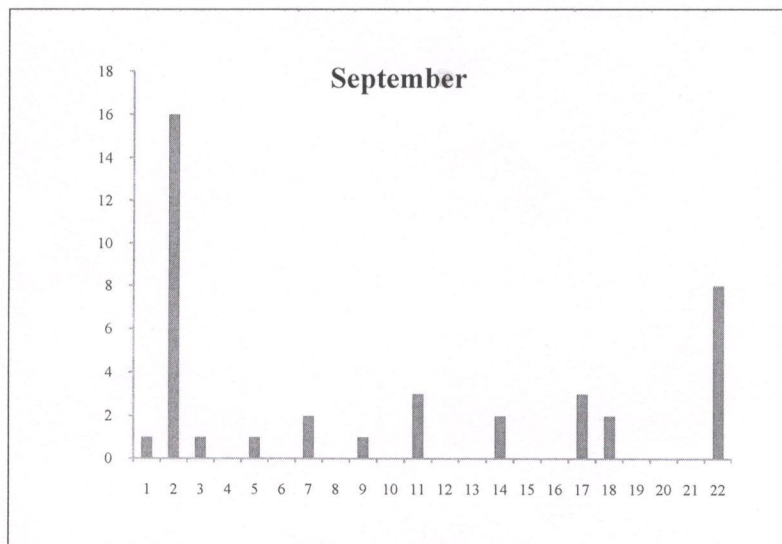
1. Fluorescence Spectrophotometer, (Hitachi, F-7000)
2. Polarizing Microscope, (Nikon Eclipse LV100 POL)
3. Gel Doc XR system PC version, (BIO-RAD, Universal)
4. Leica RM Semi-Motorized Microtome, (RM 2245)
5. High Performance Liquid Chromatography (HPLC), Agilent
6. Atomic Absorption Spectrophotometer (AAS), Model: AA-7000 Shimadzu.
7. Leica cryo- microtome, Model: CM-1850
8. Leica DM 3000 Compound microscope, Model: DM 3000
9. Perkin spectrum two FTIR system, Model: Spectrum two
10. Malvern nano particle size, zeta potential analyzer, Model: ZS90
11. Shimadzu UV-VIS-NIR Spectrophotometer, Model: 3600
12. Step one Plus 96WELL RTPCR system
13. AO+ size (42 inches) wide format color scanner

14. ELISA Plate Reader (Robonik), Model: Readwell touch
15. Water Quality Analyzer (Thermo Scientific)
16. Ground Penetrating Rader (GPR)
17. Polymerase Chain Reaction (PCR).
18. Leaf Area Index (LAI) meter
19. Time Correlated Single Photon Counting (TCSPC)
20. Gas Chromatography Mass Spectrometer (GC-MS)
21. Server
22. Carl Zeiss Microscope.

Prof. Ajay Kumar Misra  
Director, USIC  
VIDYASAGAR UNIVERSITY



## Monthly working report of the instruments for the year-2018



X-Axis: Name of the instrument

Y-Axis: Number of users

1. Fluorescence Spectrophotometer, (Hitachi, F-7000)
2. Polarizing Microscope, (Nikon Eclipse LV100 POL)
3. Gel Doc XR system PC version, (BIO-RAD, Universal)
4. Leica RM Semi-Motorized Microtome, (RM 2245)
5. High Performance Liquid Chromatography (HPLC), Agilent
6. Atomic Absorption Spectrophotometer (AAS), Model: AA-7000 Shimadzu.
7. Leica cryo- microtome, Model: CM-1850
8. Leica DM 3000 Compound microscope, Model: DM 3000
9. Perkin spectrum two FTIR system, Model: Spectrum two
10. Malvern nano particle size, zeta potential analyzer, Model: ZS90
11. Shimadzu UV-VIS-NIR Spectrophotometer, Model: 3600
12. Step one Plus 96WELL RTPCR system
13. AO+ size (42 inches) wide format color scanner

14. ELISA Plate Reader (Robonik), Model: Readwell touch
15. Water Quality Analyzer (Thermo Scientific)
16. Ground Penetrating Rader (GPR)
17. Polymerase Chain Reaction (PCR).
18. Leaf Area Index (LAI) meter
19. Time Correlated Single Photon Counting (TCSPC)
20. Gas Chromatography Mass Spectrometer (GC-MS)
21. Server
22. Carl Zeiss Microscope.

Prof. Ajay Kumar Misra  
Director, USIC  
VIDYASAGAR UNIVERSITY  
Midnapore-721102, W.B.