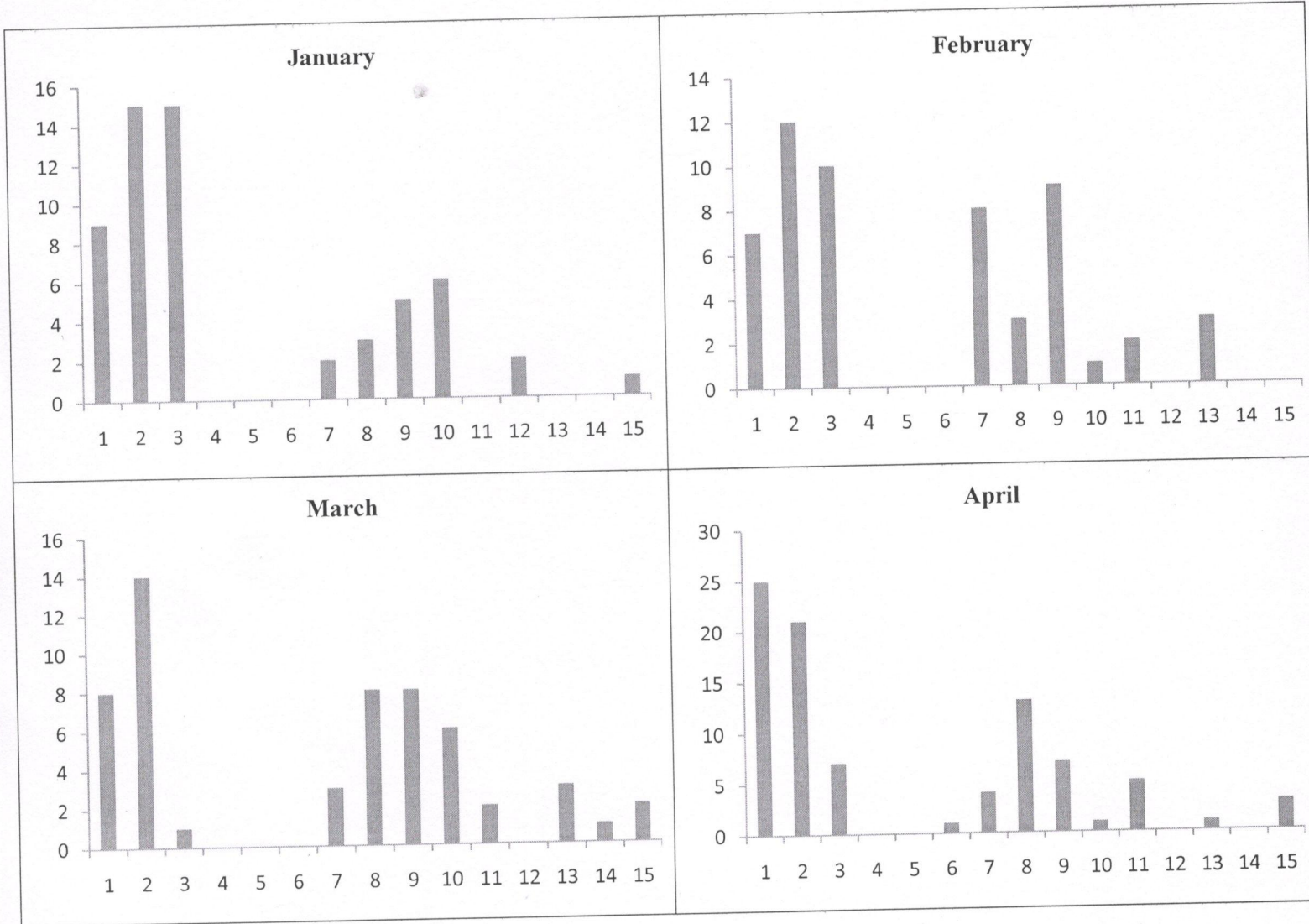


Monthly working report of the instruments for the year-2015



X-Axis: Name of the instrument

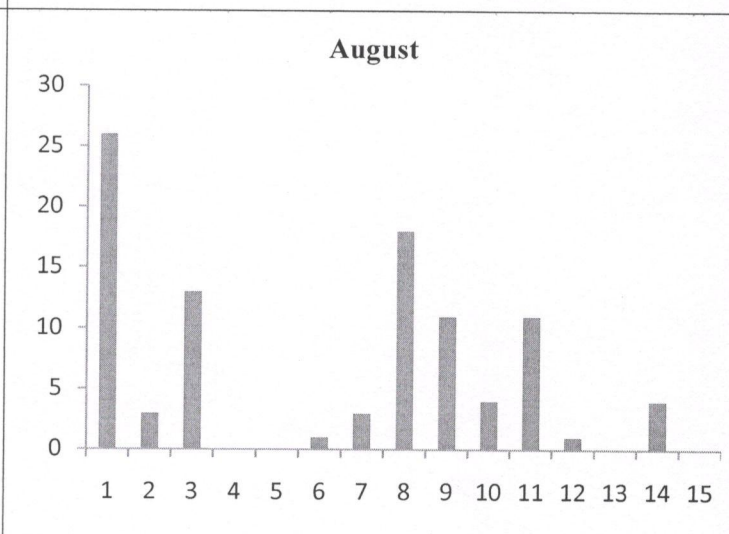
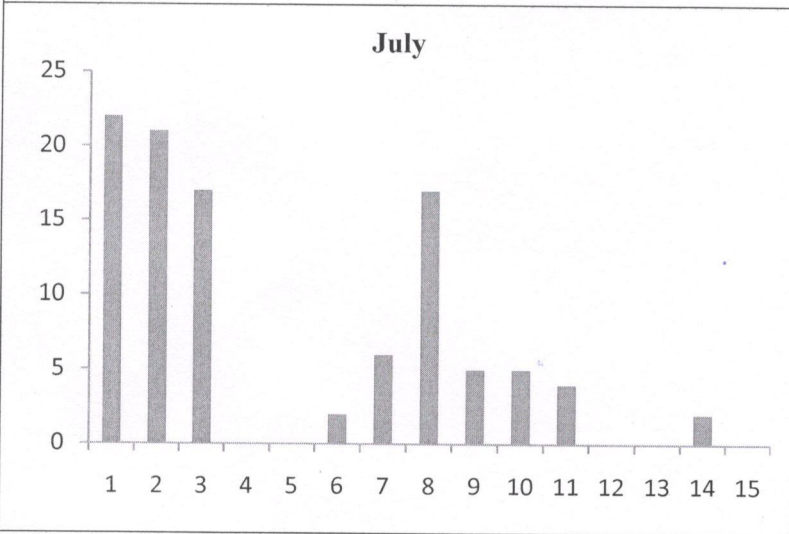
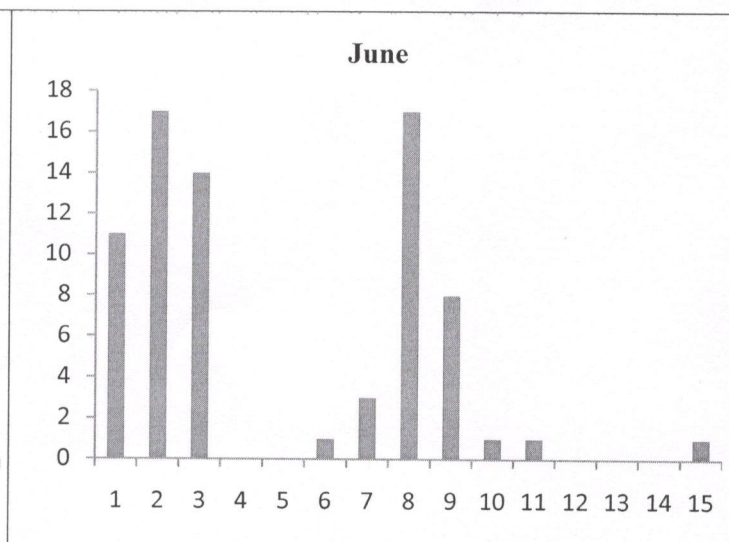
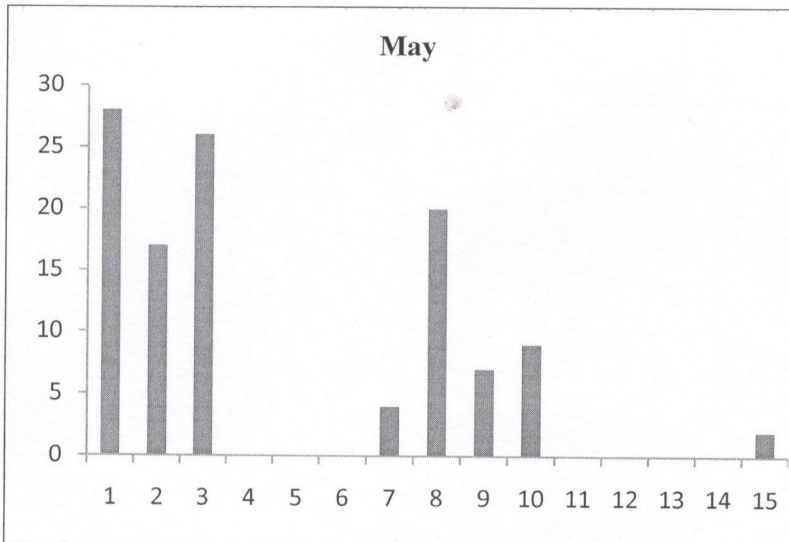
Y-Axis: Number of users

- | | |
|---|---|
| <ol style="list-style-type: none"> 1. Fluorescence Spectrophotometer, (Hitachi, F-7000) 2. Polarizing Microscope, (Nikon Eclipse LV100 POL) 3. Gel Doc XR system PC version, (BIO-RAD, Universal) 4. Leica RM Semi-Motorized Microtome, (RM 2245) 5. High Performance Liquid Chromatography (HPLC), Model: 1200 infinity series (Agilent). 6. Atomic Absorption Spectrophotometer (AAS), Model: AA-7000 Shimadzu) 7. Leica cryo- microtome, Model: CM-1850 8. Leica DM 3000 Compound microscope, Model: DM 3000 | <ol style="list-style-type: none"> 9. Perkin spectrum two FTIR system, Model: Spectrum two 10. Malvern nano particle size, zeta potential analyzer, Model: ZS90 11. Shimadzu UV-VIS-NIR Spectrophotometer, Model: 3600 12. Step one Plus 96WELL RTPCR ststem 13. AO+ size (42 inches) wide format color scanner 14. ELISA Plate Reader (Robonik), Model: Readwell touch 15. Water Quality Analyzer (Thermo Scientific) |
|---|---|

(Handwritten Signature)

Prof. Ajay Kumar Misra
Director, USIC
VIDYASAGAR UNIVERSITY
Midnapore-721102, W.B.

Monthly working report of the instruments for the year-2015



X-Axis: Name of the instrument

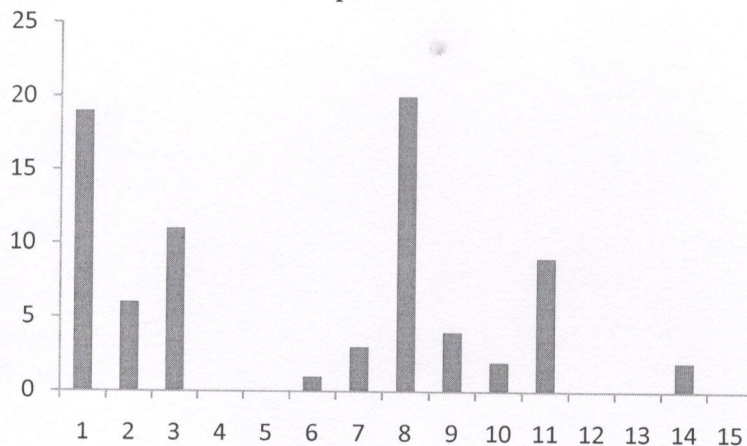
Y-Axis: Number of users

<ol style="list-style-type: none"> 1. Fluorescence Spectrophotometer, (Hitachi, F-7000) 2. Polarizing Microscope, (Nikon Eclipse LV100 POL) 3. Gel Doc XR system PC version, (BIO-RAD, Universal) 4. Leica RM Semi-Motorized Microtome, (RM 2245) 5. High Performance Liquid Chromatography (HPLC), Model: 1200 infinity series (Agilent). 6. Atomic Absorption Spectrophotometer (AAS), Model: AA-7000 Shimadzu) 7. Leica cryo- microtome, Model: CM-1850 8. Leica DM 3000 Compound microscope, Model: DM 3000 	<ol style="list-style-type: none"> 9. Perkin spectrum two FTIR system, Model: Spectrum two 10. Malvern nano particle size, zeta potential analyzer, Model: ZS90 11. Shimadzu UV-VIS-NIR Spectrophotometer, Model: 3600 12. Step one Plus 96WELL RTPCR ststem 13. AO+ size (42 inches) wide format color scanner 14. ELISA Plate Reader (Robonik), Model: Readwell touch 15. Water Quality Analyzer (Thermo Scientific)
---	---

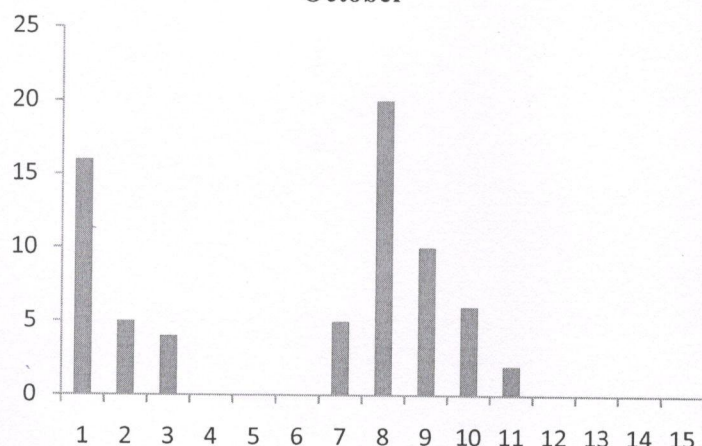
Prof. Ajay Kumar Misra
 Director, USIC
 VIDYASAGAR UNIVERSITY
 Midnapore-721102, W.B.

Monthly working report of the instruments for the year-2015

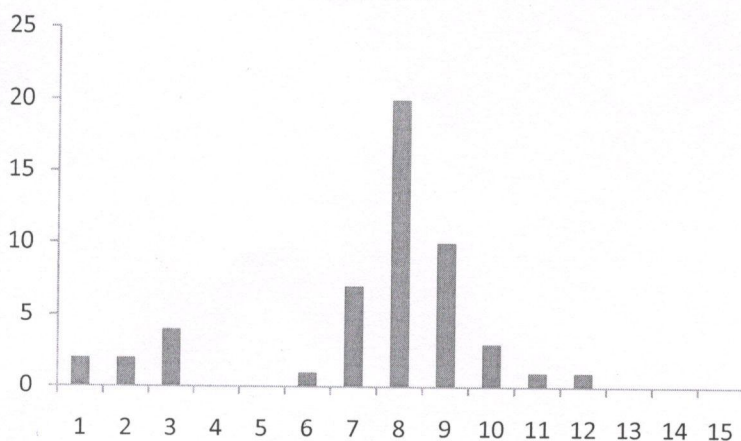
September



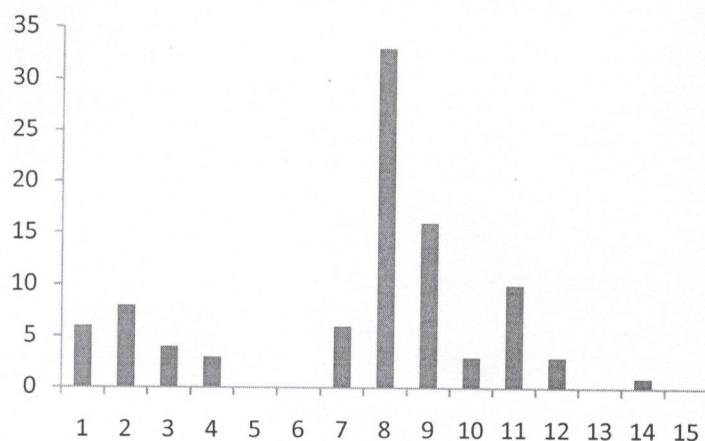
October



November



December



X-Axis: Name of the instrument

Y-Axis: Number of users

1. Fluorescence Spectrophotometer, (Hitachi, F-7000)
2. Polarizing Microscope, (Nikon Eclipse LV100 POL)
3. Gel Doc XR system PC version, (BIO-RAD, Universal)
4. Leica RM Semi-Motorized Microtome, (RM 2245)
5. High Performance Liquid Chromatography (HPLC), Model: 1200 infinity series (Agilent).
6. Atomic Absorption Spectrophotometer (AAS), Model: AA-7000 Shimadzu)
7. Leica cryo- microtome, Model: CM-1850
8. Leica DM 3000 Compound microscope, Model: DM 3000

9. Perkin spectrum two FTIR system, Model: Spectrum two
10. Malvern nano particle size, zeta potential analyzer, Model: ZS90
11. Shimadzu UV-VIS-NIR Spectrophotometer, Model: 3600
12. Step one Plus 96WELL RTPCR ststem
13. AO+ size (42 inches) wide format color scanner
14. ELISA Plate Reader (Robonik), Model: Readwell touch
15. Water Quality Analyzer (Thermo Scientific)

Prof. Ajay Kumar Misra
 Director, USIC
 VIDYASAGAR UNIVERSITY
 Midnapore-721102, W.B.